

**Design Create Imagine Explore Believe Enjoy Discover**

# 2023



# 4th Quarter 2023

# Adventurous Editorial

Spring has sprung here in Western Australia! I'm still mentally getting used to the seasons being at opposite times in the year now that we are finally living back in Australia. It'll be weird to have a hot Christmas this year after 11 cold snowy ones in North America!

I am missing the amazing Fall colors of Colorado though!



**Check out my latest tutorial;  
*Neutrals in Quilting*  
which is on page 15**

---

**You'll find the quarterly 2023  
Scrap Satisfaction block pattern  
on pages 7 & 8**

---

This file is uploaded as a PDF to ensure the **file size isn't too large but for the quarterly** live links to all the websites mentioned in this e-magazine go to:

**adventurousquilter.blogspot.com**  
**and click on the QQA tab**

If you have questions about any of the content feel free to email me:

**adventurousquilter@gmail.com**

---

# Scrap Satisfaction 2023


Quarterly FPP block pattern releases in QQA e-zine issues.

**FREE** to participate!



**2023 Scrap Satisfaction!**

Make a small lap quilt or repeat the design to make a larger quilt!



The four quilt design elements that will be incorporated in this scrap satisfaction challenge are VERY simple FPP blocks to make!



January Q1



April Q2



July Q3



October Q4

Simple design elements combine to create spectacular blocks!



Think your scraps are too small for this project?

**Think again!**

Sew several crumb pieces together to make scrappy fabric pieces for each FPP section of the block!

Patterns are being provided in greyscale so you can choose whatever colors you have available.




And because Blue is my color of the year, here is a lovely blue colorway example!


# Scrap Satisfaction 2023

Work towards making this fun quilt or quilt block!

Quarterly Block Design


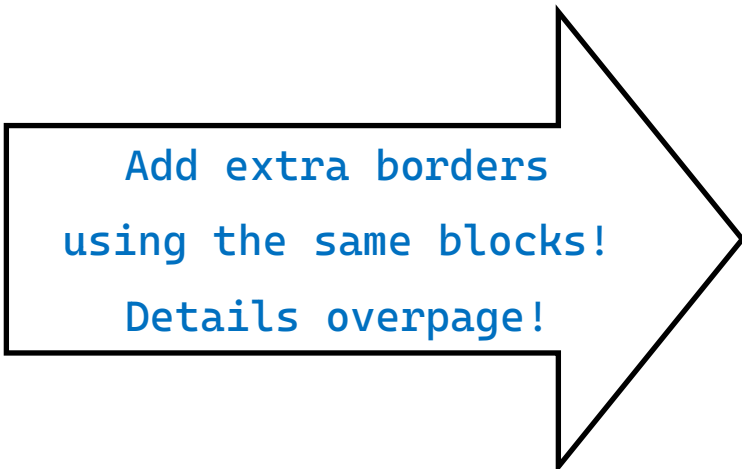
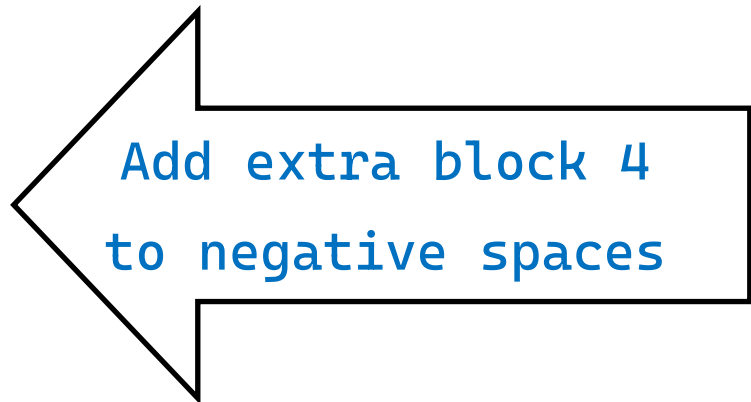

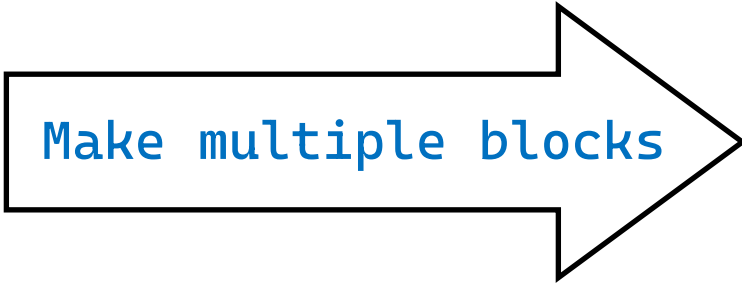
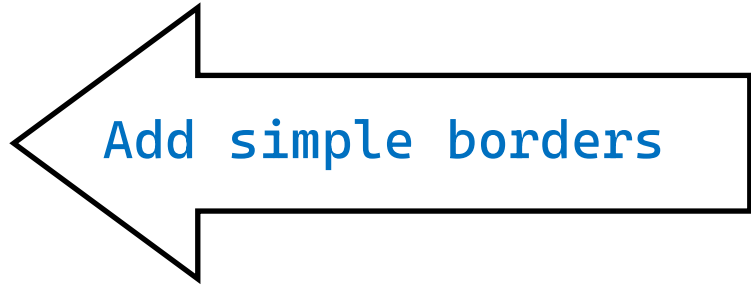



**This is the 35" quilt block you can work towards making!**



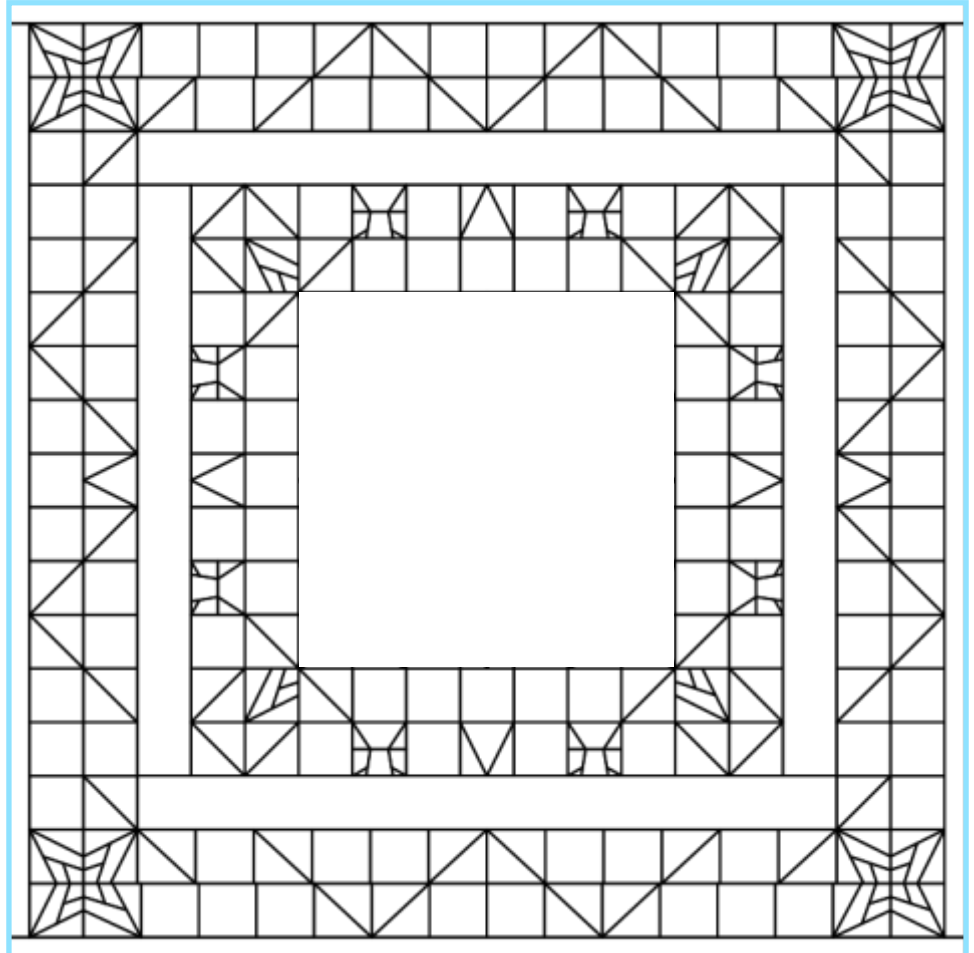
This array of quilt elements is fabulous when the block design is repeated & there are 4 layout options!

## 4 Scrap Satisfaction Quilt Layout Options

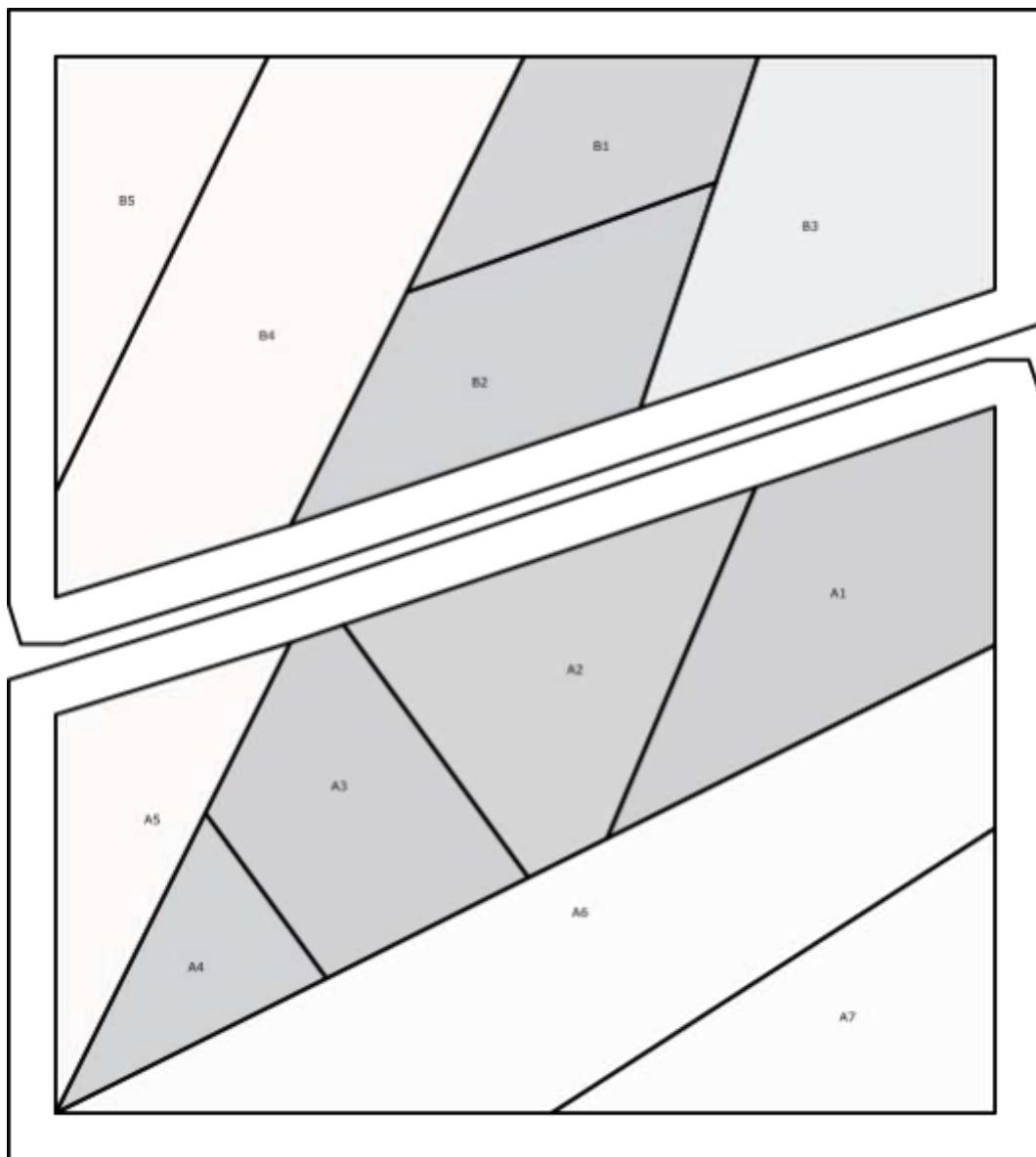




You can use the same block patterns to create fantastical borders for your block!



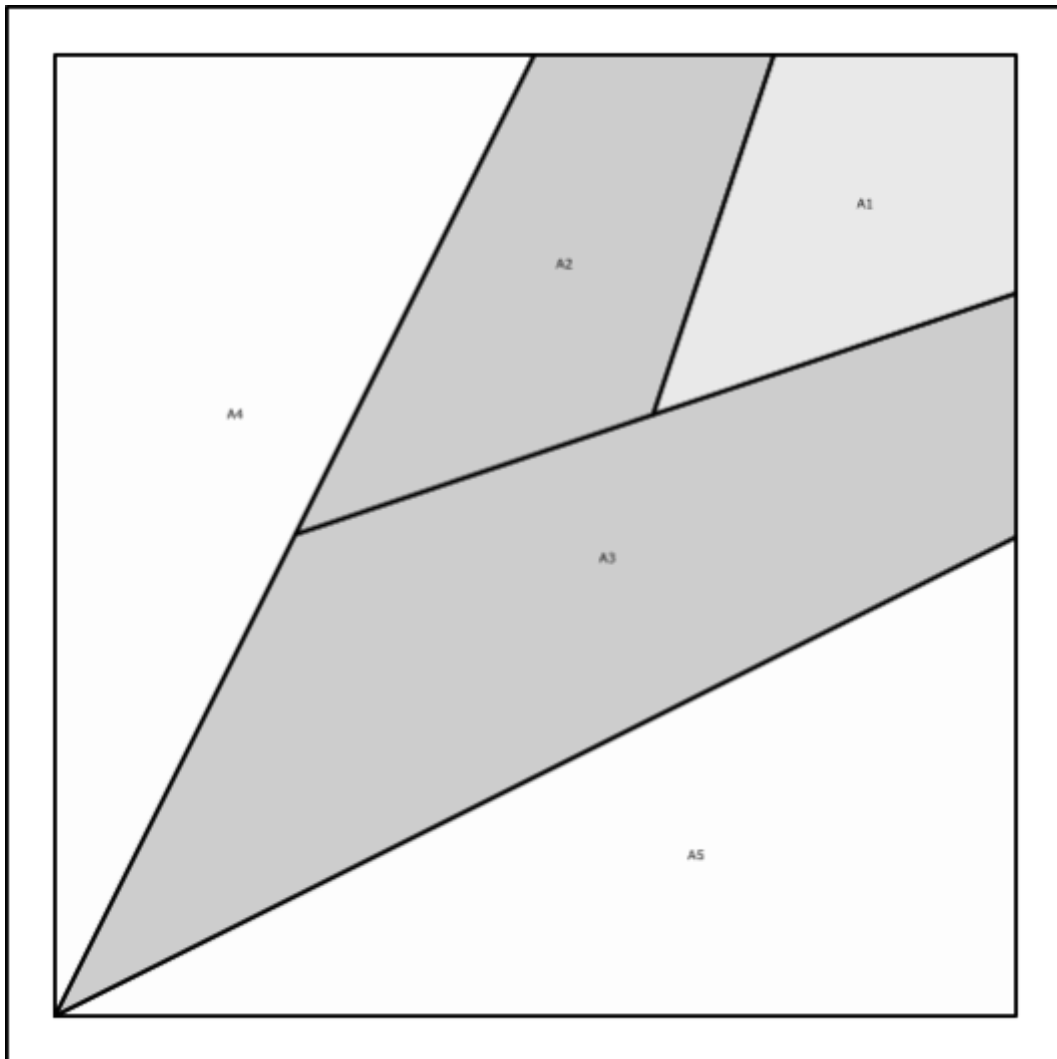

Want to use scrappy crumbs to create this month's blocks?  
Here is an FPP pattern to help you!



# Scrap Satisfaction 2023

Quarterly Quilt Adventures Block Design

5" x 5" plus seam allowance





# Quarterly Task Challenge

Each issue includes a quilty challenge!



Use the Instagram hashtag

[#qqaquarterlychallenge](#)



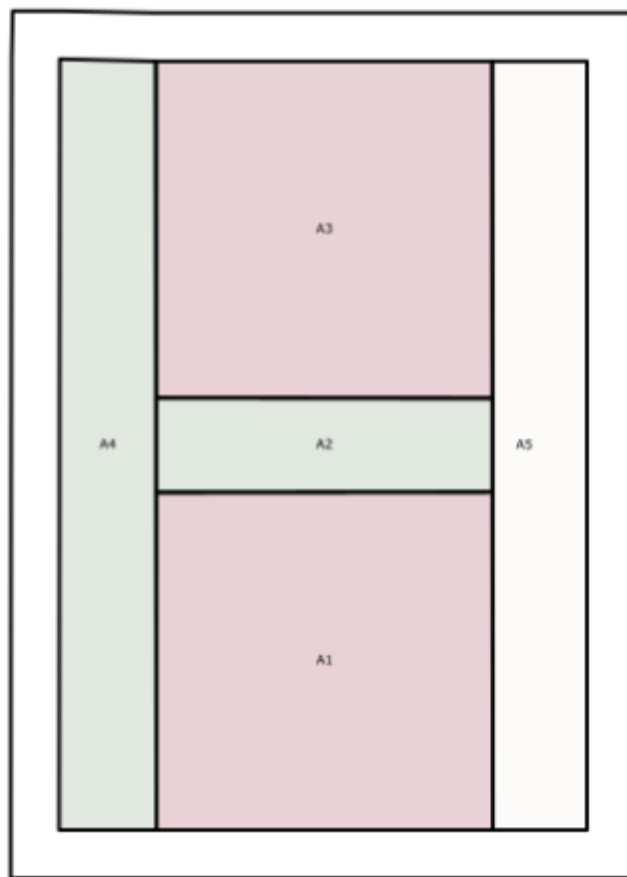
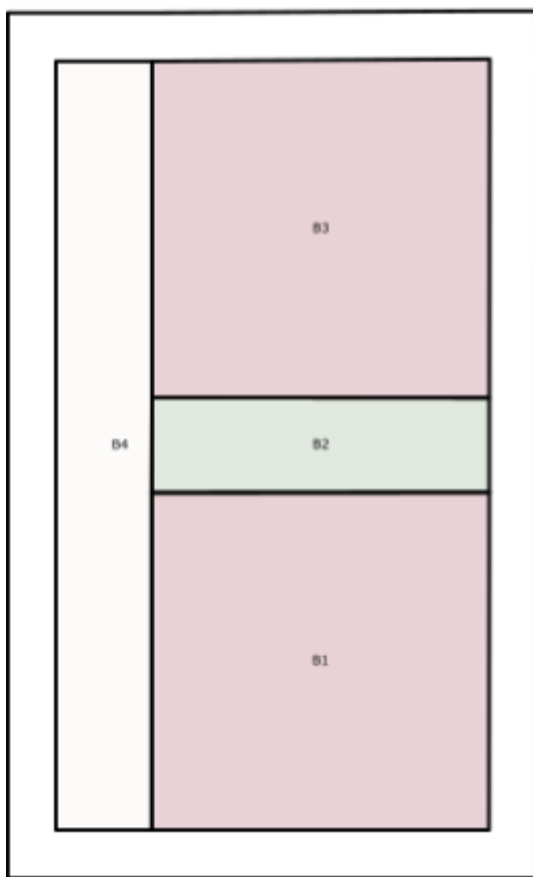
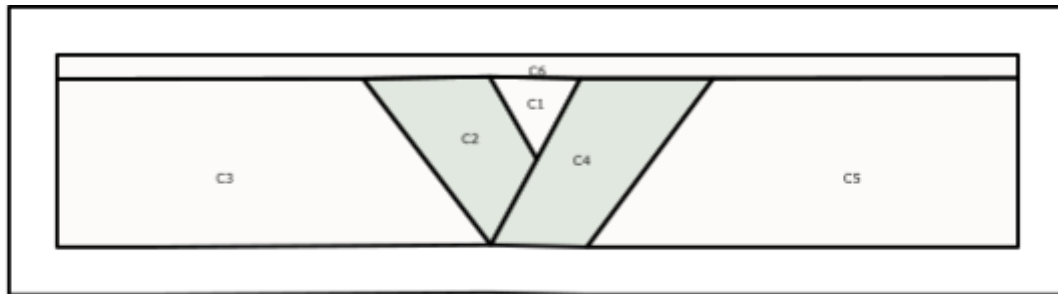
Make a gift box block!  
*Pattern overpage.*

You could even make four  
and create a cute table  
runner!



# Quarterly Challenge FPP Pattern

## 5" square + seam allowance



Be sure to download  
quarterly to get all the FREE  
blocks each year!

# Monthly Photography Challenges



***Visual imagery is a VITAL a form of communication in the modern world and most people have a cell phone camera handy at all times! I challenge you to use it to photograph something for the monthly prompt!***



**Month 1 Challenge**

**A Cute Quilt Block**



**Month 2 Challenge**

**A Messy Fabric Pull**



**Month 3 Challenge**

**A Small Project**



## What's Happening ...

# Advent Scrap-a-long

FREE Christmas quilt-a-long



December 1 to 25, 2023

[adventurousquilter.yolasite.com](http://adventurousquilter.yolasite.com)

# Join the fun!

# What's Happening ...

FREE 2024 Block of the Month  
Eye Spy Adventures Quilt

Runs for 2 years through 2024 and 2025

*Starts January 1, 2024*

*Hosted in private Facebook group!*


adventurousquilter.blogspot.com

adventurousquilter.blogspot.com

## 2024 BOM Announcement

# AQ Book Highlight

All my books  
are available on  
Amazon!



# Neutrals Color Tutorial


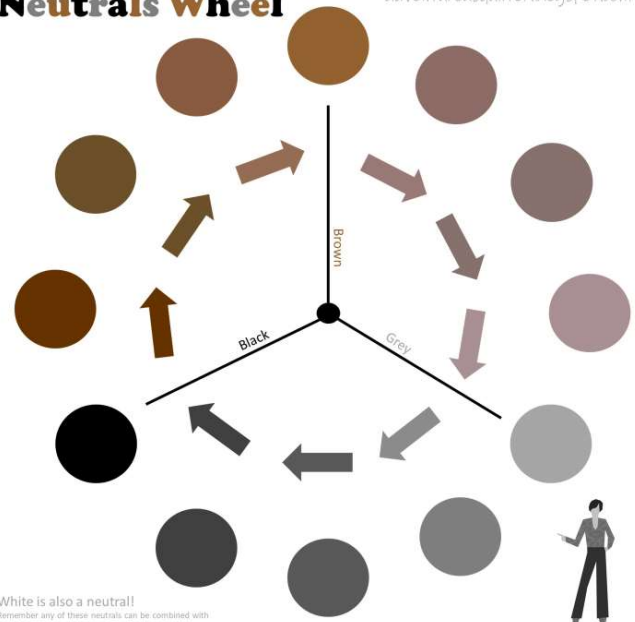
By Adventurous Quilter

Marianne Jeffrey



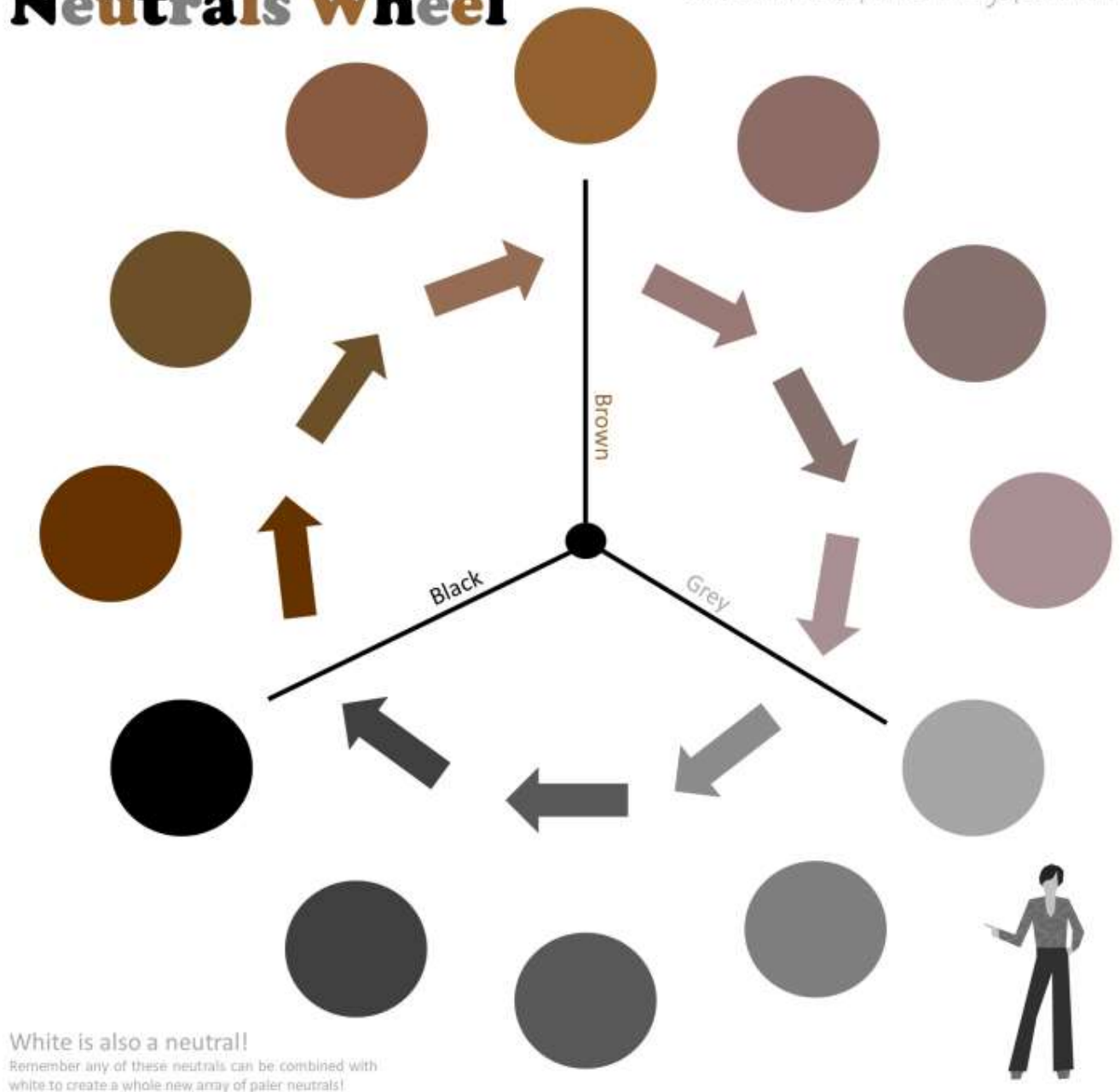
## Neutrals Wheel

[adventurousquilter.blogspot.com](http://adventurousquilter.blogspot.com)



# Neutrals Wheel

adventurousquilter.blogspot.com





I like to explain neutrals using this graphic; like a color wheel it shows the variation available in the darker tones of the neutral palettes.


The neutrals like other colors occur in a vast array of shades. These are shades of grey and brown. Along with black and white they can create an endless choice whether you are using them as background fabrics or feature fabrics in a quilt project.



## Shades of Grey




The basic greys are fundamentals of the neutral palettes.



**Quilts  
in  
shades  
of grey!**



## Shades of Brown



The basic browns are also fundamentals of the neutral palettes.




Quilts  
in  
shades  
of  
brown!



White helps us achieve paler versions of any color including black and brown. But when it gets truly tricky to understand neutrals is when a color palette includes elements of both grey and brown...

The grey/browns are a vast array of shades





These colors occur in our natural world in many places but perhaps the easiest image to conjure in your mind is grey/brown in mushrooms!

Shades of Grey/Brown




Can you combine all three of the dark neutrals in one quilt?



Of course you can! There are no rules when it comes to use of color in quilts!



BUT ...



Your quilt might have more pizzazz if you add another color that can really pop out of all that neutral!




## So what about cream???

Cream can be derived from caramel brown and white.

Caramel brown has a hint more yellow than a color we perceive as standard brown.

### Caramel Brown to Cream




These colors occur in our natural world in many places, think of cinnamon, sand and parmesan.



If you have ever sorted a vast array of fabrics or fabric scraps you will always find a fabric that doesn't 'play nice' with other fabrics of that color! **Why??**

Within each color there are a vast array of variations available. For example lets look at grey:



So there are an endless array of colors available which is why solid fabric manufacturers make color cards to help enable you to more effectively differentiate between similar colors.



Daybreak at the Barn  
quilt variation 2021


In 2021 I ran out of the creamy floral background fabric I used for this quilt center but wanted to make the quilt bigger...

So, pulled out my solids color card and chose a solid fabric the same color as the cream background of the floral fabric and used it in the outer borders! It worked out fabulously!

So, learning about color theory with neutrals can help you make effective choices about fabric use in quilt making!









White

Same pattern,  
different looks!




Cream


# Neutrals as Quilt Backgrounds




Grey




Brown



Grey




Black




White


Same pattern,  
different looks!




Cream



Grey




Brown



Grey

# Neutrals as Feature Fabrics



Black



# Summary

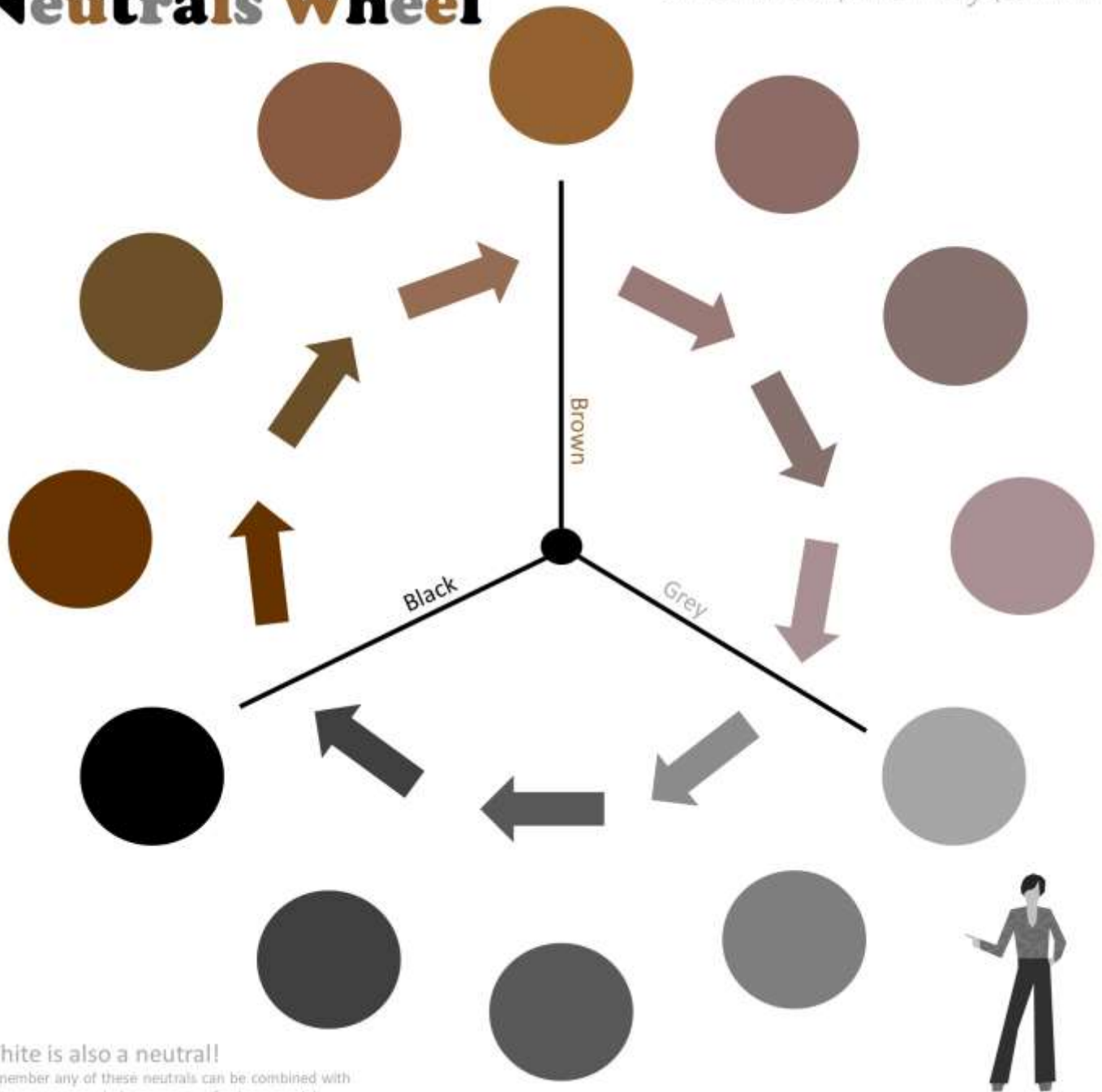
- \* Neutrals incorporates black, grey, brown, white, cream, beige and every tone created using those base neutrals
- \* Non-neutrals (colors) can be added to neutrals during the manufacturing process to make new neutrals e.g. what we often refer to as “purpley grey” is grey with a hint of purple added
- \* Neutrals offer a vast array of tones to create quilt color palettes that are truly delightful.
- \* Neutrals can be used as background fabrics or feature fabrics

In modern quilting many fabrics fall into the neutrals category. It is a vast playground of amazing fabrics we can draw inspiration from and incorporate into our projects.



# Neutrals Wheel

adventurousquilter.blogspot.com



White is also a neutral!

Remember any of these neutrals can be combined with white to create a whole new array of paler neutrals!

