


Hexagon Advent Scrap-a-Long 2025

By Marianne Jeffrey

adventurousquilter.blogspot.com




My 2024 Advent Scrap-a-long design was a Christmas tree wall quilt design. I worked on this only in December 2024 and managed to complete it!

It has 438 hexagons in 25 rows.



But I loved it so much I decided to set mine aside until December 2025 and continue working on it each December until it is a throw quilt size! And of course I am sharing the designs with my beloved followers so if you would like to sew along with this DECEMBER-ONLY project you can!

During December 2025 we are adding the side border\s! You can work on one side or both this year, depending on your available time. Top and bottom border designs will be released in December 2026.

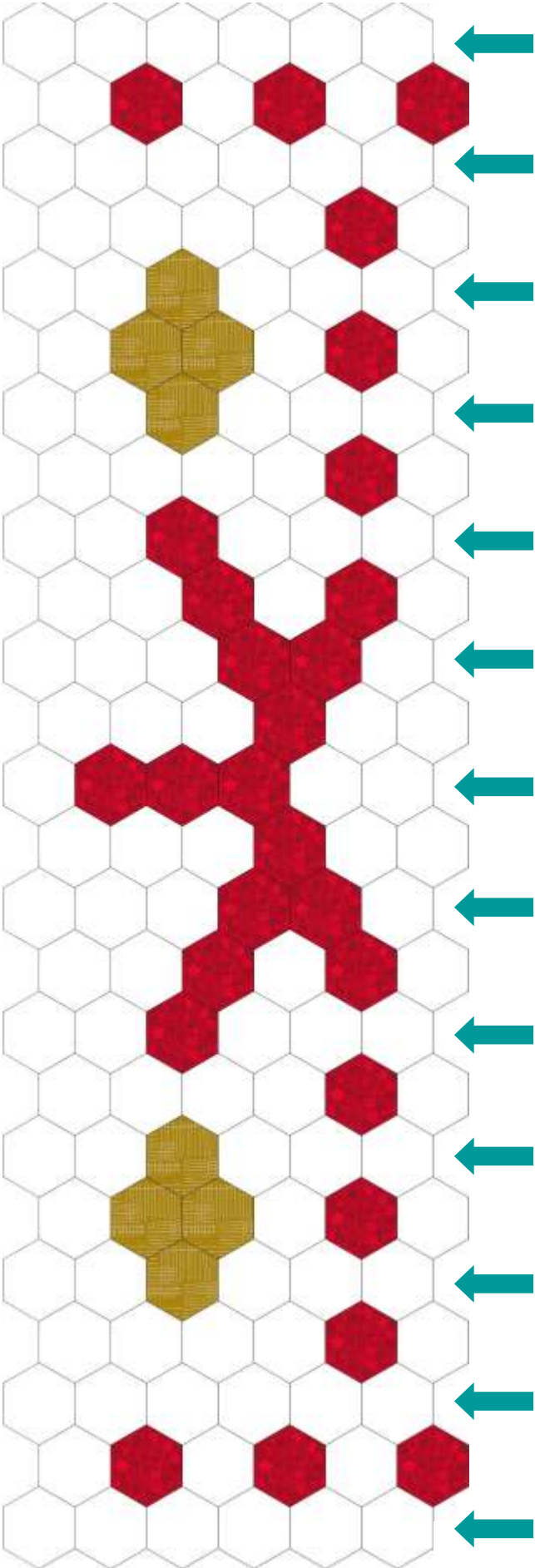


If you didn't sew along in 2024 then feel free to start sewing with the Christmas tree quilt center (see the last page of this pattern document for that layout) and just set aside the side border instructions for now.

During December 2025 stitch 25 rows each row has only six hexagons.




Make 2 if you are completing both side borders in 2025



Quilt Center will be added here.

Be sure to stay tuned in December 2026 for the release of the design for the top and bottom borders!



The final quilt is 29/30 hexagons across and has 41 rows.

Quilt size is approximately 50" x 59" using a regular hexagon template with 1" sides.

December 2026

December 2025

December 2025



December
2024

December 2026

Sew at your own pace but pattern release takes place over 3 Decembers; 2024, 2025, 2026.

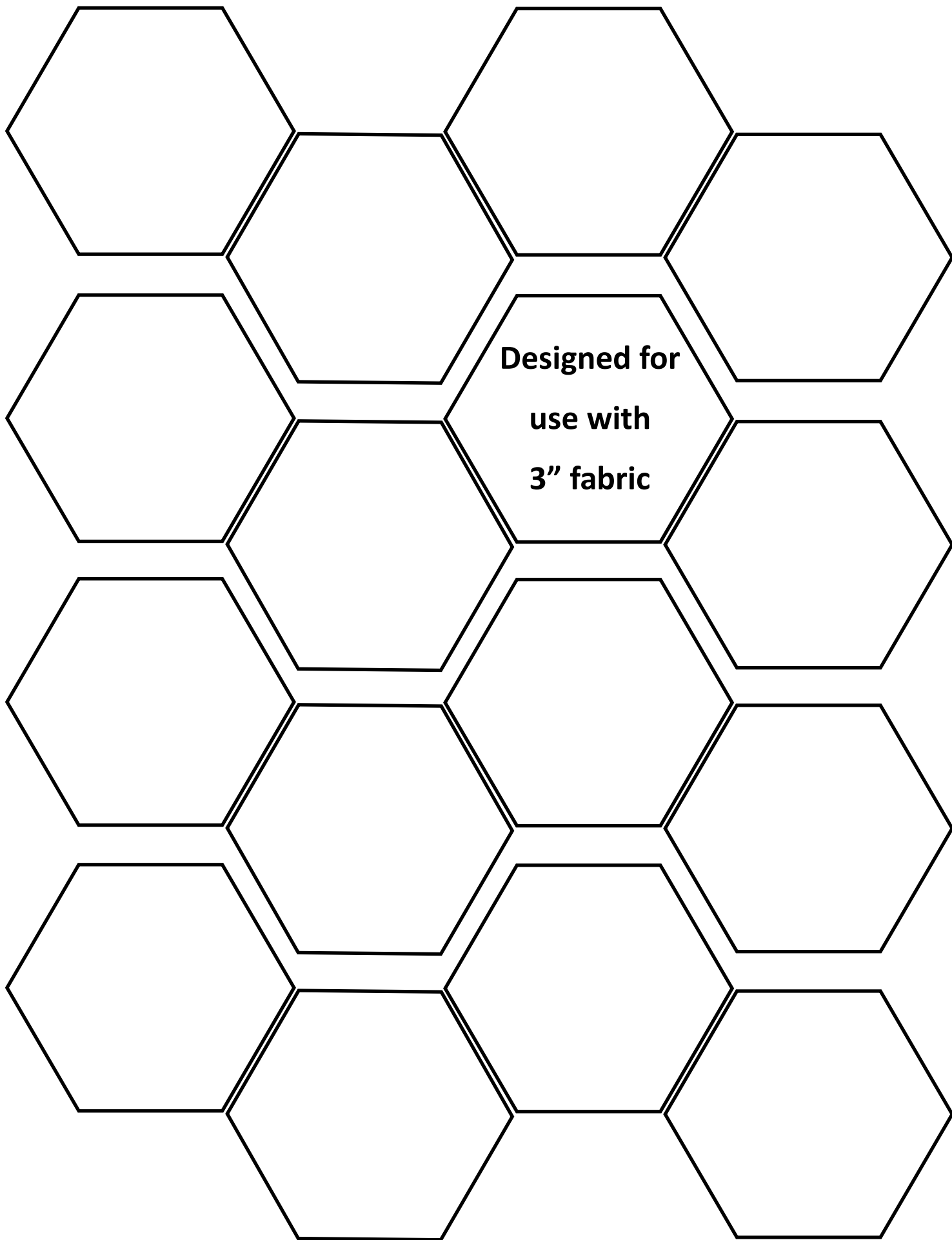
Pattern Appendix

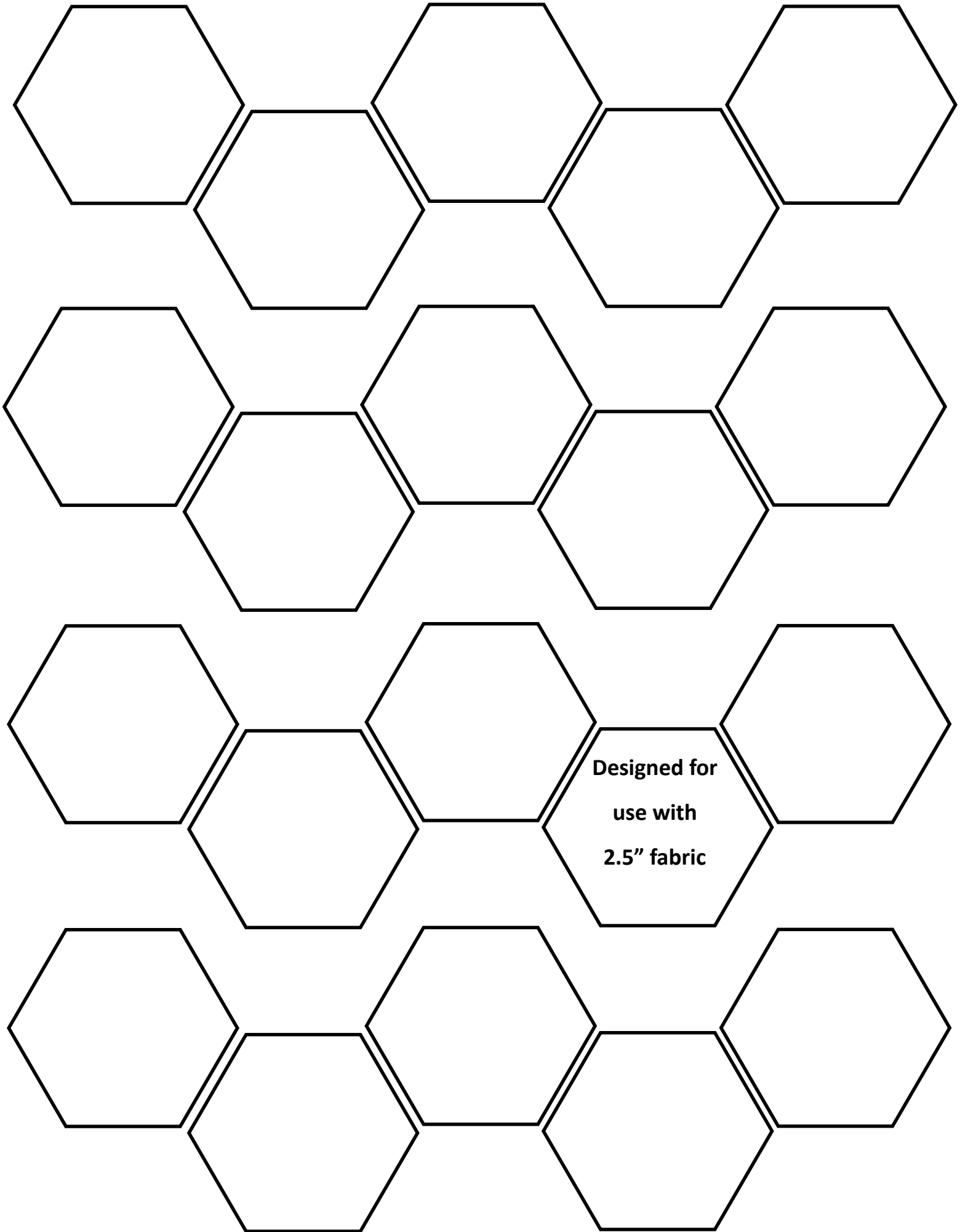
Choose your own template size!

I have provided three hexagon template sizes in this appendix:


- . Cut from 2” fabric squares
- . Cut from 2.5” fabric squares
- . Cut from 3” fabric squares

These handy photocopy ready printable templates are a great resource.





Designed for
use with
2.5" fabric



Designed
For use with
2'' fabric