



Design Create Imagine Explore Believe Enjoy Discover

2025



Quarterly Quilt Adventures 2025-1

My 2025 Color of the year is pink!



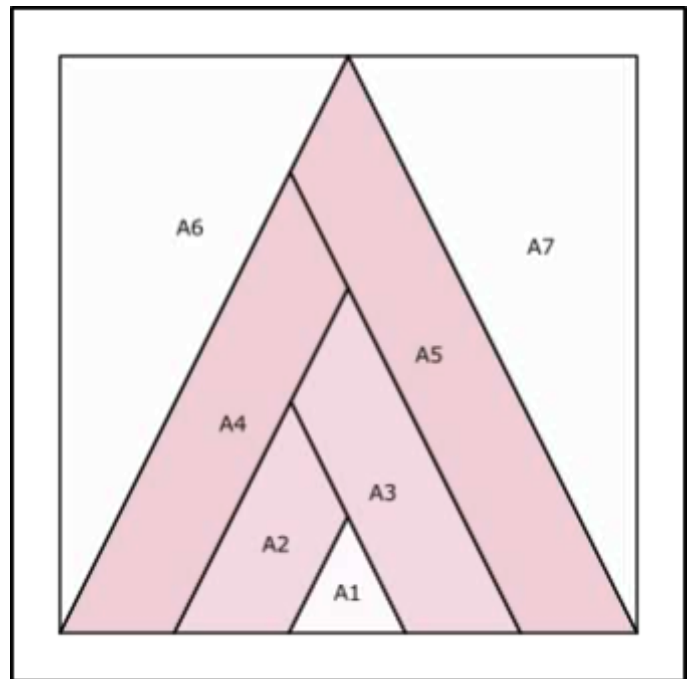
Quarterly Task Challenge

Each issue includes a quilty challenge!

Use the Instagram hashtag

#qqaquarterlychallenge

Make a mug mat using
this cute 3" block



Monthly Photography Challenges



Visual imagery is a VITAL a form of communication in the modern world and most people have a cell phone camera handy at all times! I challenge you to use it to photograph something for the monthly prompt!



Month 1 Challenge

Take a Studio Selfie



Month 2 Challenge

Back of a Quilt Top



Month 3 Challenge

Cute piles of fabric



What's Happening ...

FREE 2024 Block of the Month
Eye Spy Adventures Quilt

Runs for 2 years through 2024 and 2025

Starts January 1, 2024



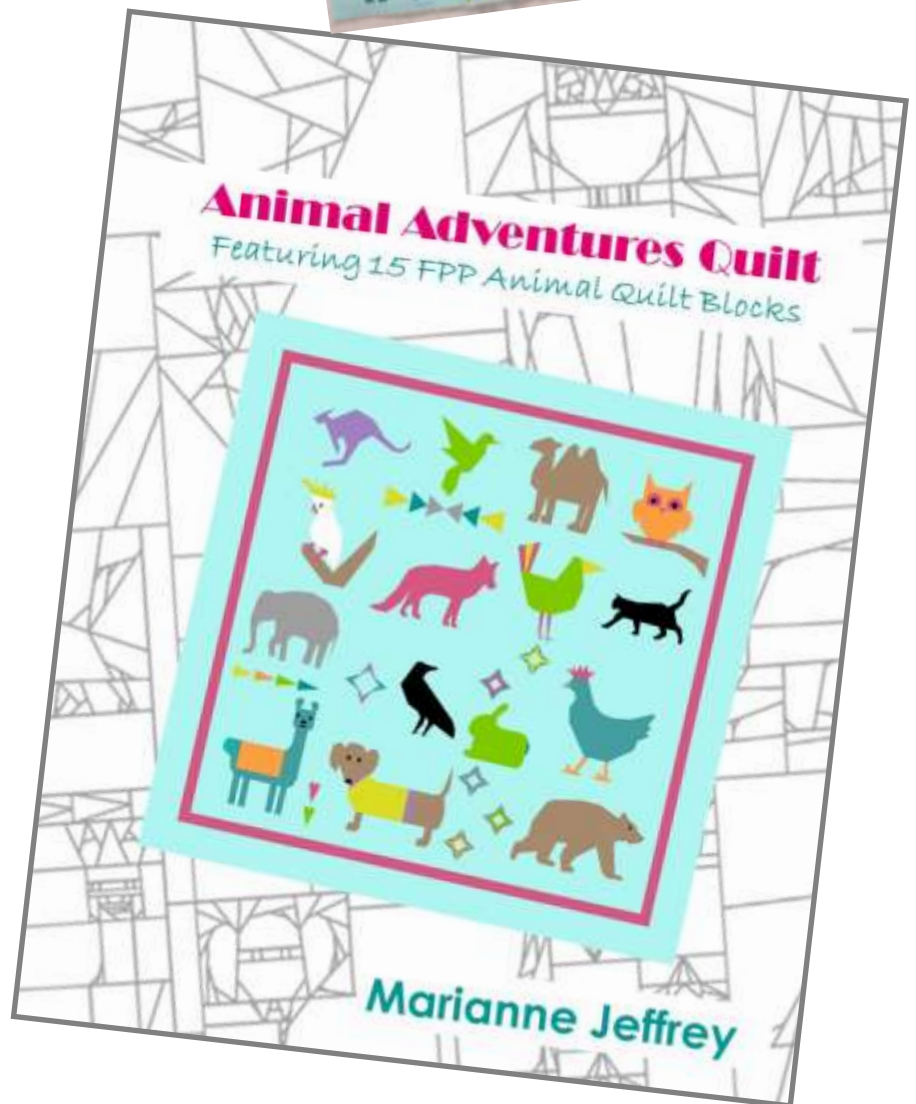
Hosted in private Facebook group!

adventurousquilter.blogspot.com

Continuing thru 2025

AQ Book Highlight

All my books
are available on
Amazon!



Scrap Satisfaction 2025



Ohhhh gosh to say I am excited about this year's **Scrap Satisfaction Design** is an understatement! I am trying something that is totally new!


The design is English Paper Pieced!



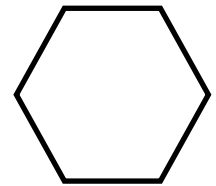
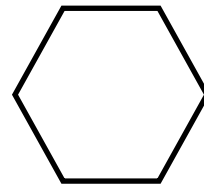
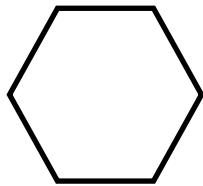
This design is hexagon based!

I will release one quarter of the design in each QQA issue this year!

Finished quilt size using a template with 1" sides is approximately 53" square. But you can stop anytime if it gets too big!



Choose whatever colors you want but I have provided a black and white printable overpage for easier visual reference!

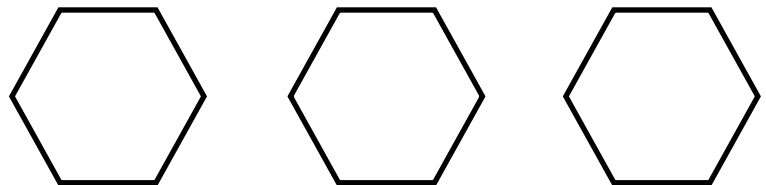



Choose your own preferred size hexagon or use one of the two options I have provided at the end of the issue.

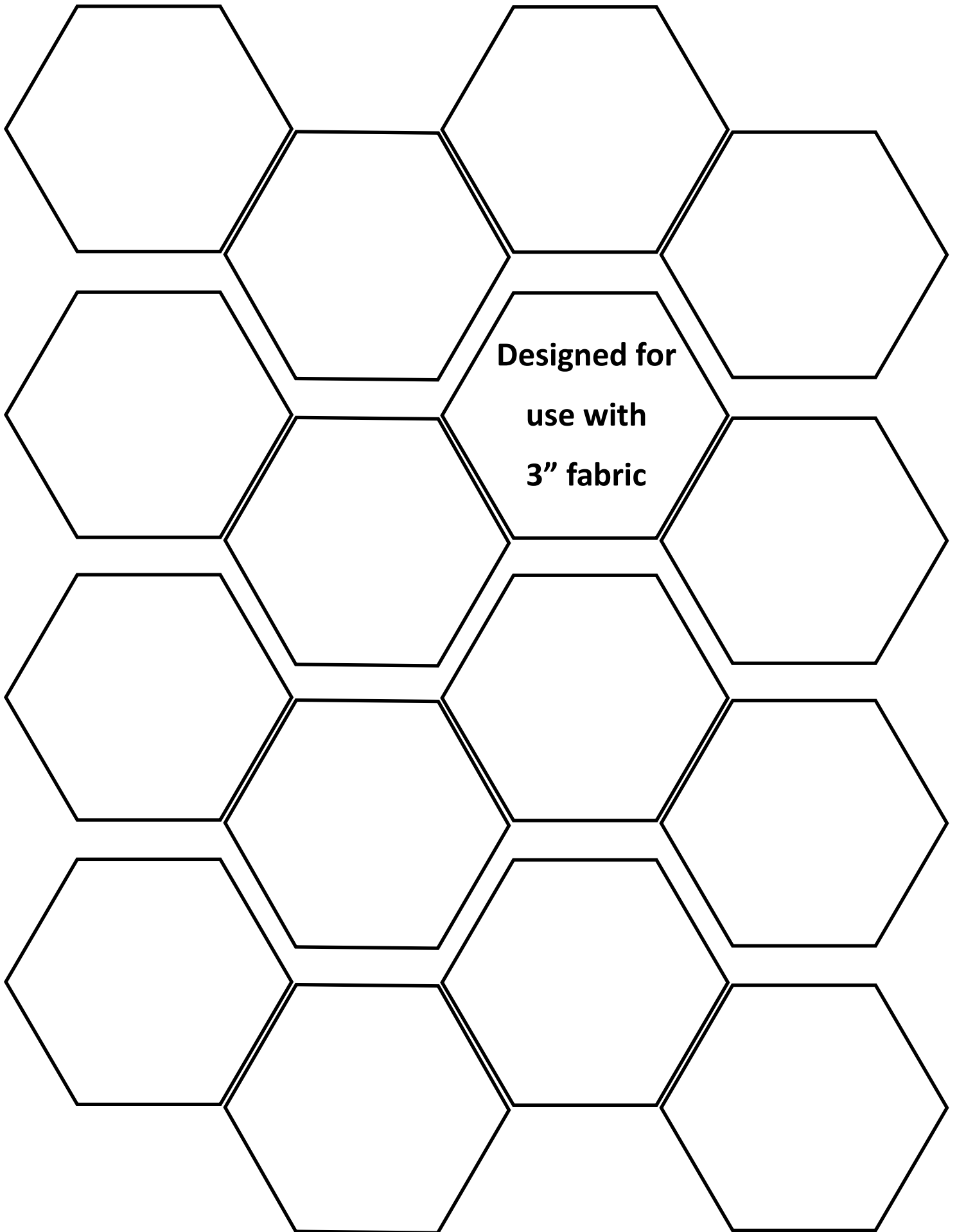




During quarter one of 2025 begin constructing this strip of 7 rows!








Design Create Imagine Explore Believe Enjoy Discover


2025



Quarterly Quilt Adventures 2025-2

What's Happening

In my year of pink I am glad I tried a pink colorway for my Large Quadrant Stars digital design, I absolutely LOVE it!



Continuing thru 2025



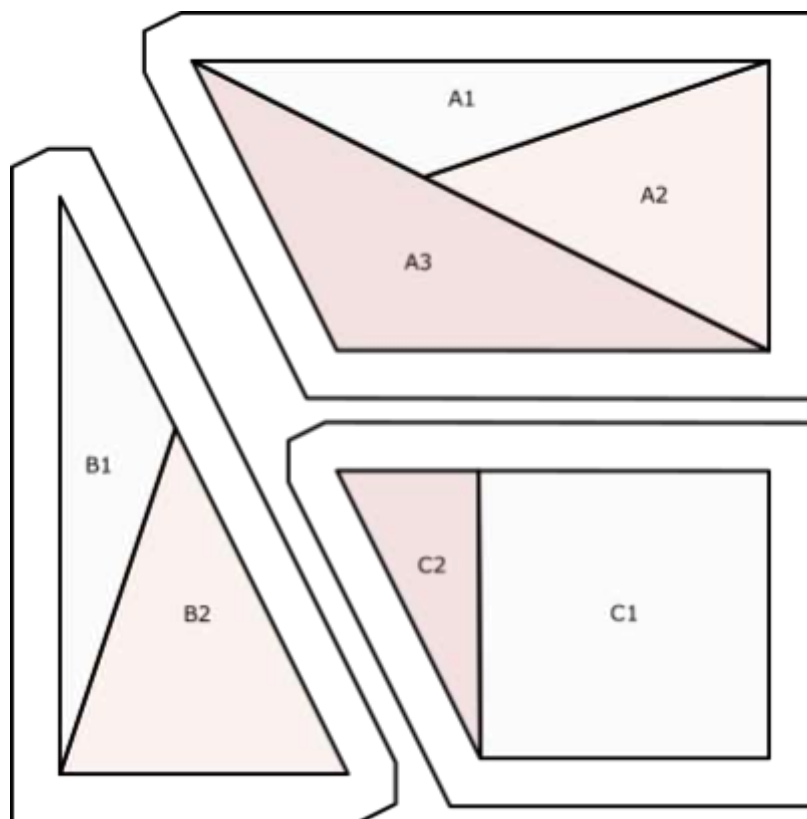

Quarterly Task Challenge

Each issue includes a quilting challenge!

Use the Instagram hashtag

#qqaquarterlychallenge

Make a mug mat using
this cute 3" block



Monthly Photography Challenges



Visual imagery is a VITAL a form of communication in the modern world and most people have a cell phone camera handy at all times! I challenge you to use it to photograph something for the monthly prompt!



Month 1 Challenge
A Quilt Block



Month 2 Challenge
A Quilt At an Angle



Month 3 Challenge
A Quilt From Above



AQ Book Highlight

All my books
are available on
Amazon!




Scrap Satisfaction 2025



Scrap Satisfaction

I am trying something that is totally new!

The 2025 design is English Paper Pieced!




This design is hexagon based!

I will release one quarter of the design in each QQA issue this year!

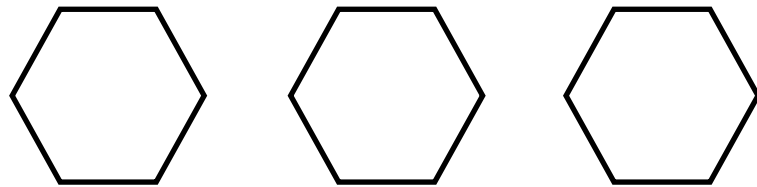

Finished quilt size using a template with 1" sides is approximately 53" square. But you can stop anytime if it gets too big!



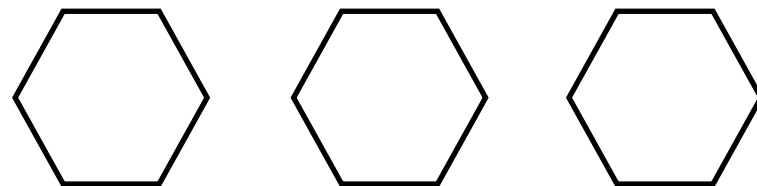
Time to add on to those 7 rows made in quarter one of 2025!




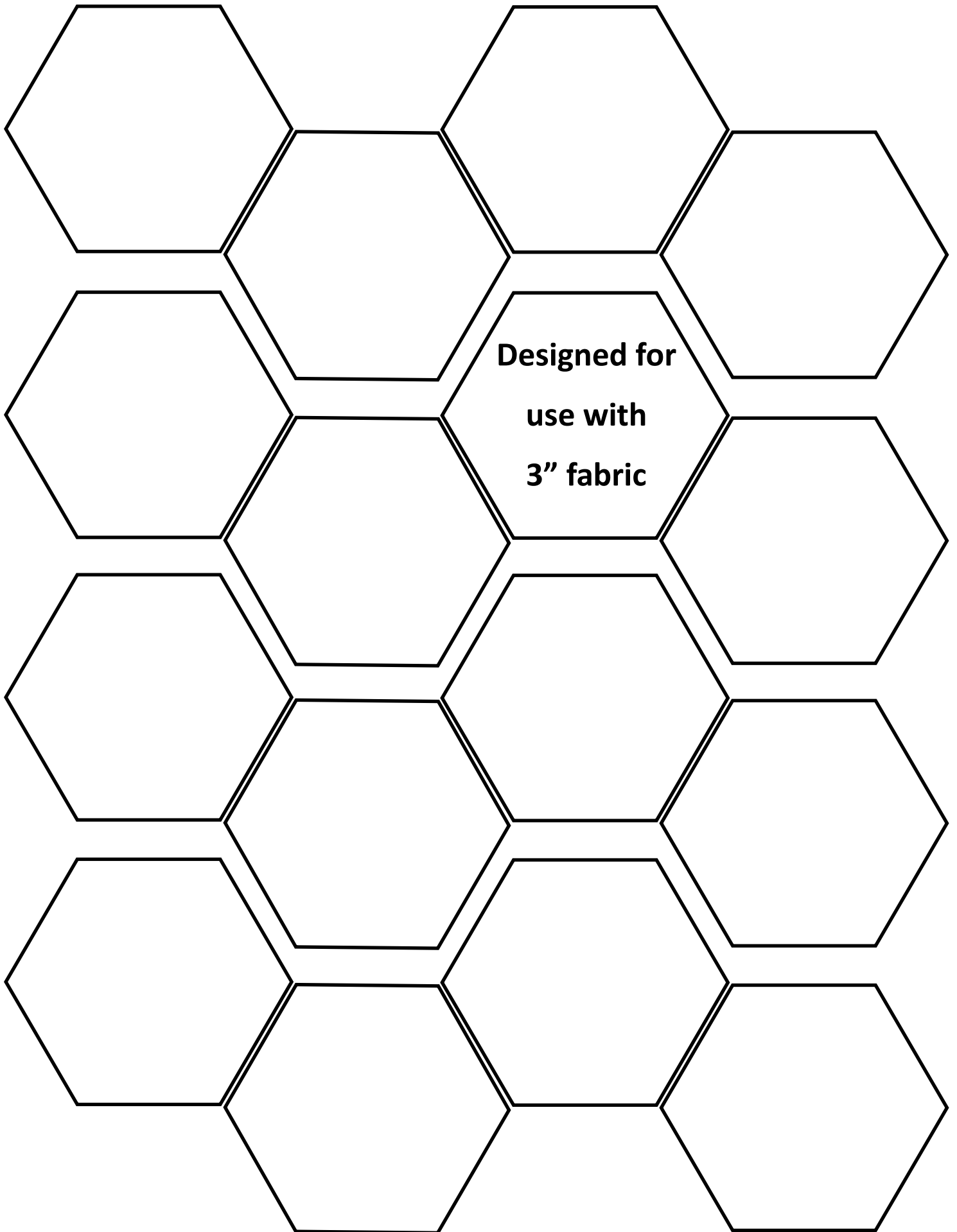
Quarter 2 Scrap Satisfaction



Add 7 hexagon rows above
your quarter one section
and seven rows below.







Design Create Imagine Explore Believe Enjoy Discover


2025



Quarterly Quilt Adventures 2025-3

What's Happening

In my year of pink I am glad I tried a pink colorway for my Daybreak at the Barn digital design, I absolutely LOVE it!



Continuing thru 2025



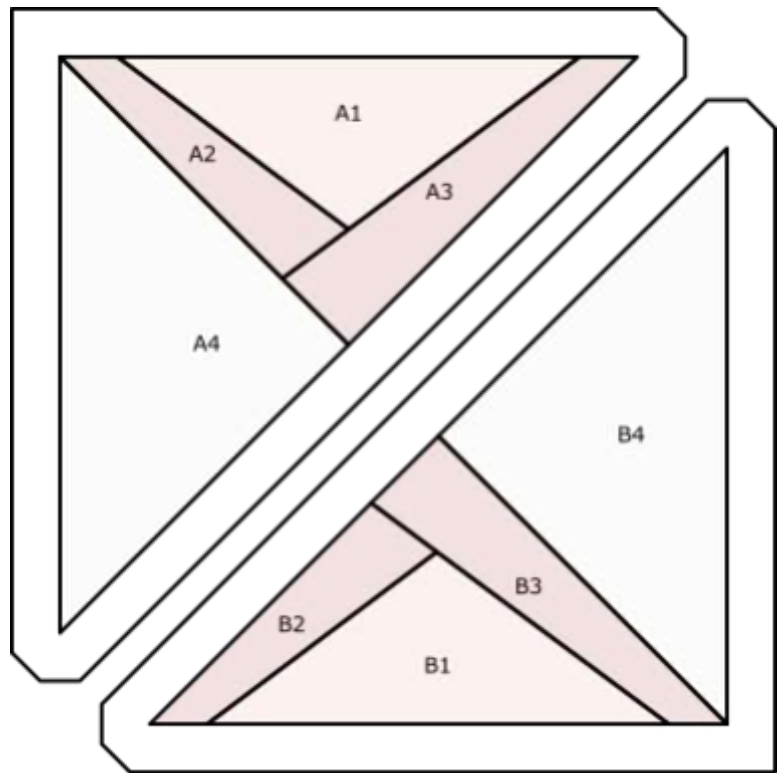
Quarterly Task Challenge

Each issue includes a quilty challenge!

Use the Instagram hashtag

#qqaquarterlychallenge

Make a large mug mat
using this 3" block



Monthly Photography Challenges




Visual imagery is a VITAL a form of communication in the modern world and most people have a cell phone camera handy at all times! I challenge you to use it to photograph something for the monthly prompt!



Month 1 Challenge
A Quilt Label



Month 2 Challenge
Fabric Up Close



Month 3 Challenge
Piles of Scraps



AQ Book Highlight

All my books
are available on
Amazon!




Scrap Satisfaction 2025



Scrap Satisfaction

I am trying something that is totally new!

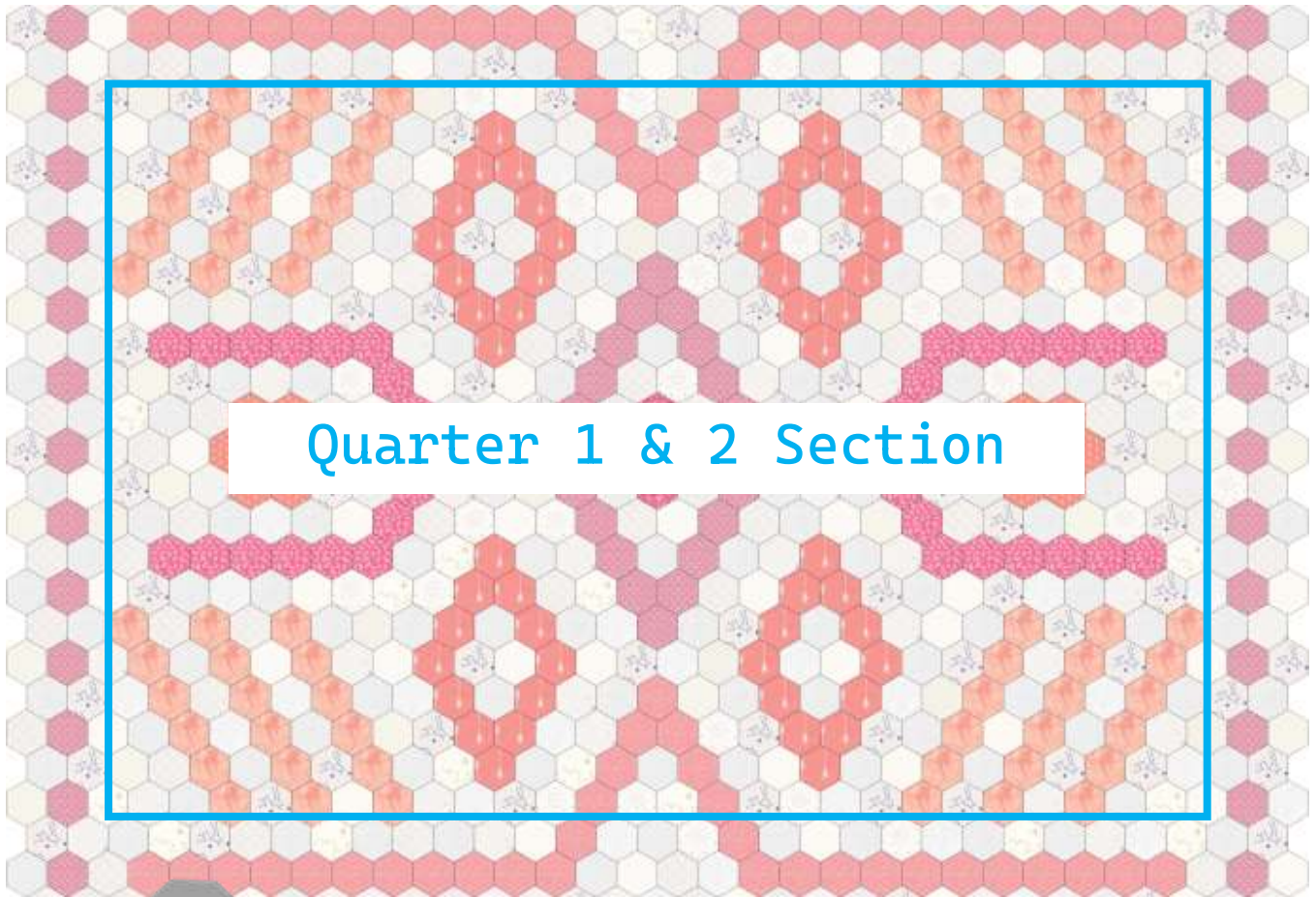
The 2025 design is English Paper Pieced!




This design is hexagon based!

I will release one quarter of the design in each QQA issue this year!

Finished quilt size using a template with 1" sides is approximately 53" square. But you can stop anytime if it gets too big!



Time to add some borders
all the way around!



Quarter 3 Scrap Satisfaction

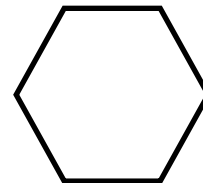
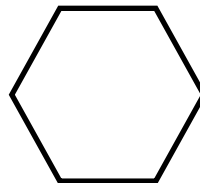
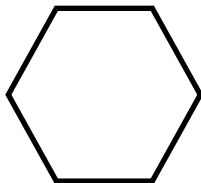
1. Add the dotted hexagon side border which is 2 to 3 hexagons extra on each side of the quilt centre.
2. Add two rows above and below the sections completed so far to finish the V LINE design feature.




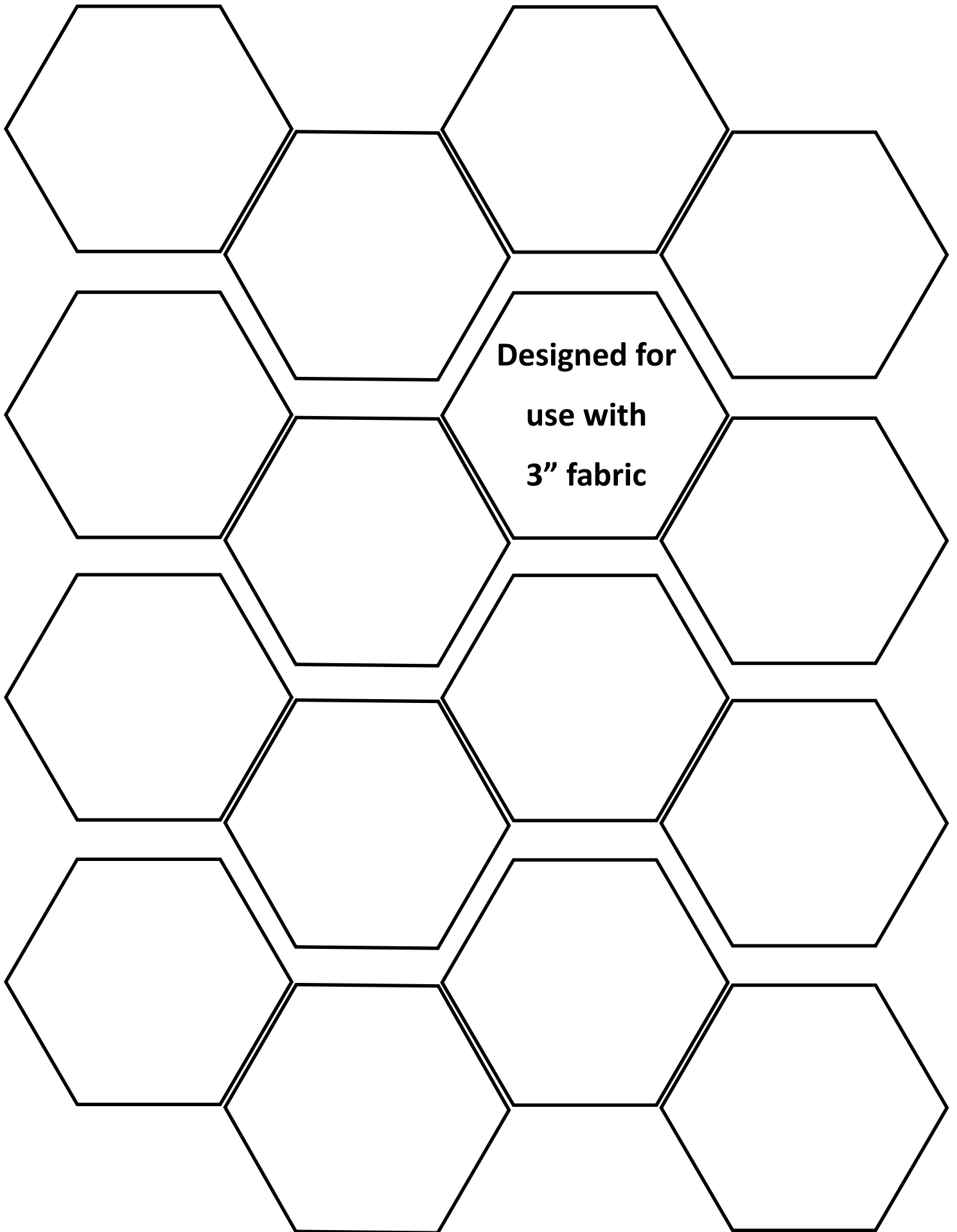
You are adding hexagons all the way around the quilt this quarter!

It is growing slowly!

Review the diagram on the previous page to clarify as needed.







Design Create Imagine Explore Believe Enjoy Discover

2025



Quarterly Quilt Adventures 2025-4

What's Happening

I'm still in the book drafting phase for my **Stitching Adventures** quilt pattern!



I'm still thinking about what my color of the year will be in 2026!



Have you read my **Improv Scrap Piecing Book**?



Stay tuned for a 2026 BOM ANNOUNCEMENT!

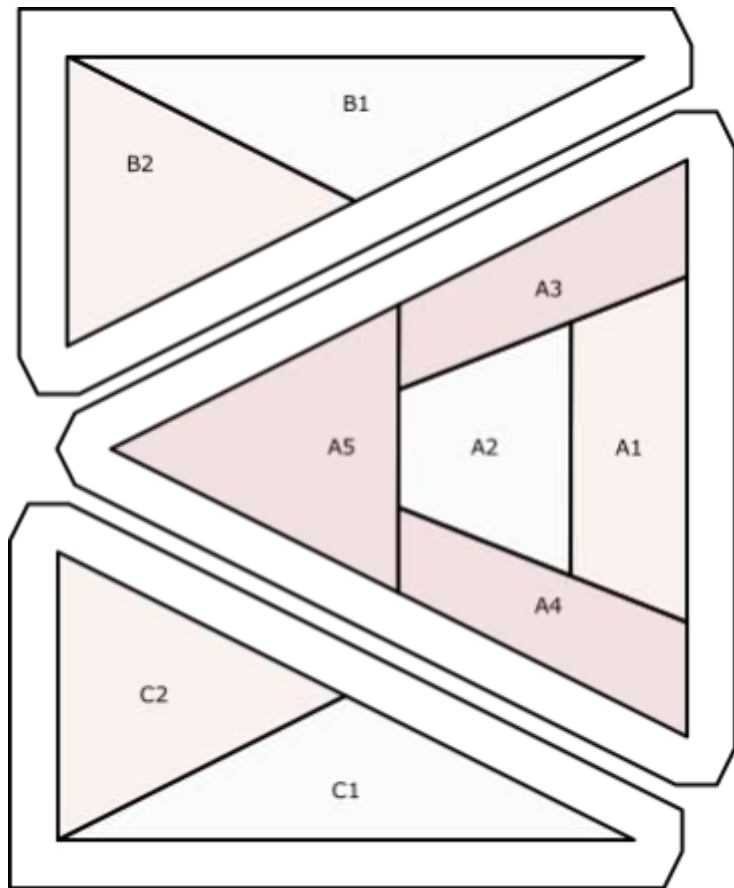
Quarterly Task Challenge

Each issue includes a quilting challenge!

Use the Instagram hashtag

#qqaquarterlychallenge

Make a large mug mat
using this 3" block



Monthly Photography Challenges



Visual imagery is a VITAL a form of communication in the modern world and most people have a cell phone camera handy at all times! I challenge you to use it to photograph something for the monthly prompt!



Month 1 Challenge Fabric Storage



Month 2 Challenge A Quilt in the Wild

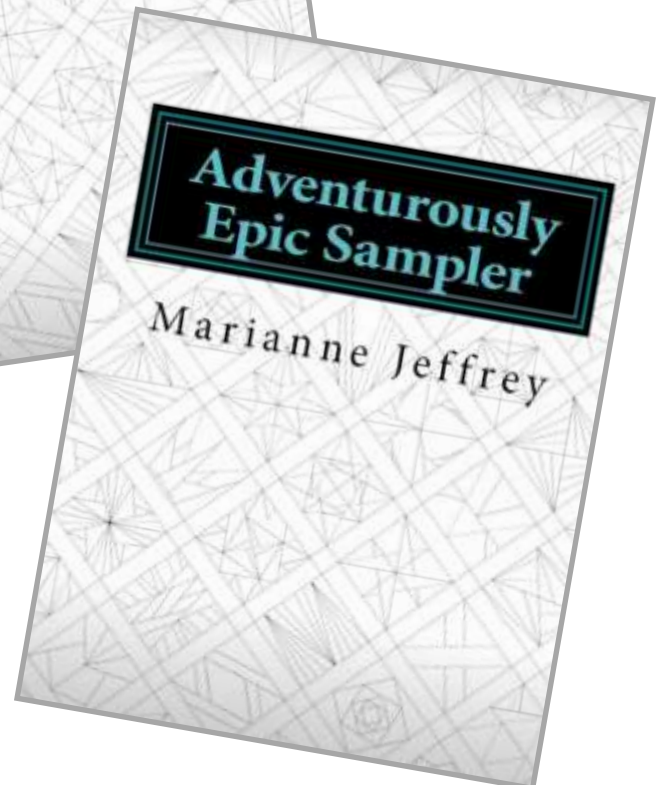


Month 3 Challenge Small Quilt



AQ Book Highlight

All my books
are available on
Amazon!



Scrap Satisfaction 2025

Scrap Satisfaction
Final Design!




Thanks for sewing along!

Finished quilt size using a template with 1" sides is approximately 53" square. But you can stop anytime if it gets too big!



Time to add some top and bottom flowery borders!

Quarter 4 Scrap Satisfaction



Cute flowery borders
to finish the design
off in style!



